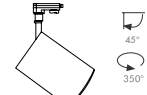
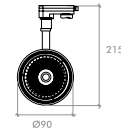
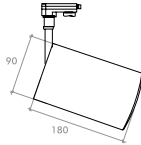


PLED 1328



IP20/40



Example of Code 1328.18.24.27.9.1.N.HL

Main Code	Watt	Degree	CCT	CRI	Finishes	Driver	Accessories
1328	18 - 18W	24 - Medium	27 - 2700K	8 - ≥ 80	1 - White	N - Non Dim	TG - Tempered Glass
	22 - 22W	45 - Wide	30 - 3000K	9 - ≥ 90	2 - Grey	DA - DALI**	WH - White Holding Ring
			35 - 3500K		3 - Black	PH - Phase Dim**	BA - Black Anti - Glare
			40 - 4000K		4 - Special Colour*		HL - Honeycomb Louvre

Lumens (Output)	Watt	3000K	3500K	4000K
1328	18W	1910lm	2000lm	2110lm
	22W	2330lm	2450lm	2590lm

Notes

- * On request
- ** Body Dimensions changes according to the dali, phase dim options