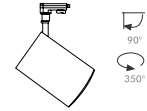
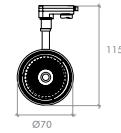
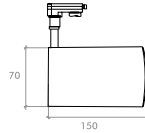
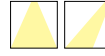


PLED 1337



IP20/40



Example of Code 1337.7.24.30.9.1.N.TG

Main Code	Watt	Degree	CCT	CRI	Finishes	Driver	Accessories
1337	7 - 7W	16 - Narrow	27 - 2700K	8 - ≥ 80	1 - White	N - Non Dim	TG - Tempered Glass
	10 - 10W	24 - Medium	30 - 3000K	9 - ≥ 90	2 - Grey	DA - DALI	WH - White Holding Ring
	13 - 13W	45 - Wide	35 - 3500K		3 - Black	PH - Phase Dim**	BA - Black Anti - Glare
			40 - 4000K		4 - Special Colour*		HL - Honeycomb Louvre

Lumens (Output)	Watt	3000K	3500K	4000K
1337	7W	600lm	660lm	700lm
	10W	860lm	940lm	990lm
	13W	1100lm	1220lm	1290lm

- Notes**
- * On request
 - ** Body Dimensions changes according to the dali, phase dim options