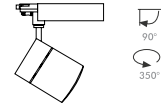
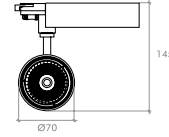
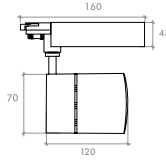
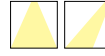


PLED 1356



IP20/40



Example of Code 1356.7.24.30.9.1.N.TG

Main Code	Watt	Degree	CCT	CRI	Finishes	Driver	Accessories
1356	7 - 7W	16 - Narrow	27 - 2700K	8 - ≥ 80	1 - White	N - Non Dim	TG - Tempered Glass
	10 - 10W	24 - Medium	30 - 3000K	9 - ≥ 90	2 - Grey	DA - DALI	WH - White Holding Ring
	13 - 13W	45 - Wide	35 - 3500K		3 - Black	PH - Phase Dim **	BA - Black Anti - Glare
	18 - 18W		40 - 4000K		4 - Special Colour*		HL - Honeycomb Louvre
							DB - Driver Box

Lumens (Output)	Watt	3000K	3500K	4000K
1356	7W	600lm	660lm	700lm
	10W	860lm	940lm	990lm
	13W	1100lm	1220lm	1290lm
	18W	1550lm	1690lm	1780lm

Notes

- * On request
- ** Driver Box changes according to the phase dim option