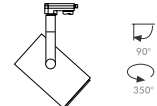
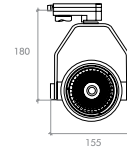
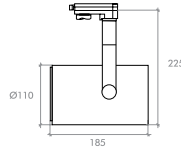
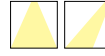


PLED 1368



IP20/40



Example of Code 1368.30.45.27.9.1.DA.HL

Main Code	Watt	Degree	CCT	CRI	Finishes	Driver	Accessories
1368	22 - 22W	16 - Narrow	27 - 2700K	8 - ≥ 80	1 - White	N - Non Dim	TG - Tempered Glass
	26 - 26W	24 - Medium	30 - 3000K	9 - ≥ 90	2 - Grey	DA - DALI **	WH - White Holding Ring
	30 - 30W	45 - Wide	35 - 3500K		3 - Black	PH - Phase Dim**	BA - Black Anti - Glare
			40 - 4000K		4 - Special Colour*		HL - Honeycomb Louvre

Lumens (Output)	Watt	3000K	3500K	4000K
1368	22W	1790lm	1890lm	2000lm
	26W	2210lm	2335lm	2470lm
	30W	2640lm	2840lm	2960lm

- Notes**
- * On request
 - ** Body Dimensions changes according to the dali, phase dim options