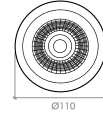
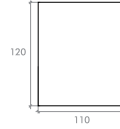
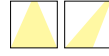


PLED 4026



IP20/44/54



Example of Code 4026.10.24.27.9.1.N

Main Code	Watt	Degree	CCT	CRI	Finishes	Driver
4026	7 - 7W	24 - Narrow	27 - 2700K	8 - ≥ 80	1 - White	N - Non Dim
	10 - 10W	36 - Medium	30 - 3000K	9 - ≥ 90	2 - Grey	DA - DALI**
	13 - 13W	60 - Wide	35 - 3500K	40 - 4000K	3 - Black	PH - Phase Dim**
			4 - Special Colour*	TR - Triac**		
			5 - Two Colour Option*	V - 1 / 10V**		

Lumens (Output)	Watt	2700K	3000K
4026	7W	510lm	540lm
	10W	730lm	770lm
	13W	950lm	1000lm

Notes * On request
 ** Body Dimensions change according to the dali, phase dim, triac and 1/10V options