
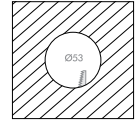
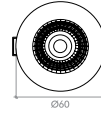
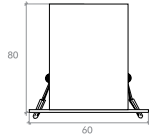


**PLED 6006**



IP20/40/54/65



**Example of Code** 6006.5.24.27.9.1.N.HL

Main Code	Watt	Degree	CCT	CRI	Finishes	Driver	Accessories
<b>6006</b>	5 - 5W	24 - Narrow	27 - 2700K	8 - ≥ 80	1 - White	N - Non Dim	<b>HL</b> - Honeycomb Louvre
	7 - 7W	36 - Medium	30 - 3000K	9 - ≥ 90	2 - Grey	DA - DALI	
		60 - Wide	35 - 3500K		3 - Black	PH - Phase Dim	
			40 - 4000K		4 - Special Colour*	TR - Triac	
					5 - Two Colour Option*	V - 1 / 10V	

Lumens (Output)	Watt	2700K	3000K
<b>6006</b>	5W	550lm	570lm
	7W	770lm	800lm

**Notes** \* On request