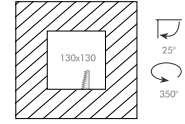
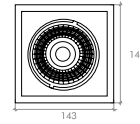
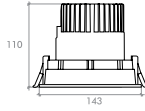
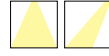


PLED 6251



IP20/40



Example of Code 6251.18.45.27.9.1.DA.HL

Main Code	Watt	Degree	CCT	CRI	Finishes	Driver	Accessories
6251	18 - 18W	24 - Medium	27 - 2700K	8 - ≥ 80	1 - White	N - Non Dim	TG - Tempered Glass
	22 - 22W	45 - Wide	30 - 3000K	9 - ≥ 90	2- Grey	DA - DALI	WH - White Holding Ring
	26 - 26W		35 - 3500K		3 - Black	PH - Phase Dim	BA - Black Anti - Glare
			40 - 4000K		4 - Special Colour*	TR - Triac	HL - Honeycomb Louvre
					V - 1 / 10V	CR - Cross Louvre	

Lumens (Output)	Watt	3000K	3500K	4000K
6251	18W	1900lm	2100lm	2220lm
	22W	2300lm	2540lm	2660lm
	26W	2790lm	3070lm	3210lm

Notes * On request