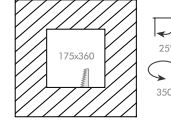
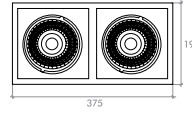
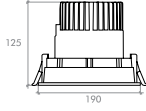
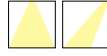


PLED 6352



IP20/40



Example of Code 6352.42.16.35.9.3.PH. CR

Main Code	Watt	Degree	CCT	CRI	Finishes	Driver	Accessories
6352	30 - 2x30W	16 - Narrow	27 - 2700K	8 - ≥ 80	1 - White	N - Non Dim	TG - Tempered Glass
	35 - 2x35W	24 - Medium	30 - 3000K	9 - ≥ 90	2 - Grey	DA - DALI	WH - White Holding Ring
	42 - 2x42W	45 - Wide	35 - 3500K		3 - Black	PH - Phase Dim	BA - Black Anti - Glare
			40 - 4000K		4 - Special Colour*	TR - Triac	HL - Honeycomb Louvre
						V - 1 / 10V	CR - Cross Louvre

Lumens (Output)	Watt	3000K	3500K	4000K
6352	2x30W	2x2430lm	2x2600lm	2x2740lm
	2x35W	2x2840lm	2x3030lm	2x3210lm
	2x42W	2x3220lm	2x3430lm	2x3640lm

Notes * On request