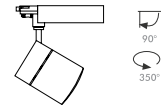
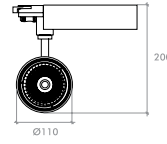
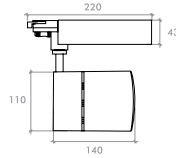
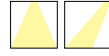


PLED 1358



IP20/40



Example of Code 1358.30.45.27.9.1.DA.HL

Main Code	Watt	Degree	CCT	CRI	Finishes	Driver	Accessories
1358	30 - 30W	16 - Narrow	27 - 2700K	8 - ≥ 80	1 - White	N - Non Dim	TG - Tempered Glass
	35 - 35W	24 - Medium	30 - 3000K	9 - ≥ 90	2 - Grey	DA - DALI	WH - White Holding Ring
	42 - 42W	45 - Wide	35 - 3500K		3 - Black	PH - Phase Dim **	BA - Black Anti - Glare
			40 - 4000K		4 - Special Colour*		HL - Honeycomb Louvre
							DB - Driver Box

Lumens (Output)	Watt	3000K	3500K	4000K
1358	30W	2640lm	2840lm	2960lm
	35W	3080lm	3310lm	3450lm
	42W	3690lm	3970lm	4130lm

Notes

- * On request
- ** Driver Box changes according to the phase dim option